

300406



	/		
	10		3601A
GL Instrument Investment L.P.	Suite 1700, Park Place, 666 Burrard Street, Vancouver, British Columbia, V6C2X8		
	27	2	609
		21-1	
	1		
	5		5201
		3	
	12		
		3	
	12		
		3	
	12		
		3	
	12		
		3	
			3
	12#	2	202



1

<http://www.cninfo.com.cn>

2

3

4

5







..... 2

..... 4

..... 5

..... 6

..... 7

..... 9

..... 13

..... 13

..... 13

..... 15

..... 16

[2020] D

--	--	--	--

IVD



" "

GL

95.55%





				30%
275,687.61			100%	100%
	180,262.50		27.50	
	2020	2021		
			34,282.14	
	2020	2021		
	14,250.42		20,031.72	34,282.14

1

80%

=[

-

	2019 /2019 12 31		
	215,403.26	371,599.59	72.51%
	197,094.66	197,094.66	-
/	3.93	3.93	-
	84,086.17	127,343.59	51.44%
	38,189.91	52,667.84	37.91%
	33,164.87	41,175.41	24.15%
/	0.66	0.82	24.24%

1 2019 12 6

2 2020 6 12

3

4 2020

1

2

/

1.	
	1
	2
	3
	4

--	--

	2 3
	1 2 3
	1 / / 2 / /
3.	

1 /

/ /

36

	/	/	36
	2	/	

4.


1 /


2 /

36

5%


3





	5%
	/

5%	1 2 3





"

" "

" "

"

1

1

5%

" 1

2

3

"

2

3

5%

5%

ZHOU XIAOYAN

5%

5%

5%



1

1 2019 12 6

2 2020 6 12

3

4 2020

2

1

2 /

1

2

3

4

5

154,129.55

2017 2

2017-2025

2017 5

" "

GMP

3

Roche Leica Dako

õ ö

1

2

65.55%

1

			2018	2019
	16,043.26	20,097.31		25.27%
1,063.39	1,239.91			33,617.00

1

4

10-15

“

” ”

” ”

” ” 2

”



	2018		2017	
700		15%		
	IVD			
				IVD
		Kalorama Information		IVD
		IVD 2016-2021		15%
		IVD		
				2017
5%	5			36.8%
Roche		õ	+	ö
	Abbott			POCT
	IVD			
			IVD	IVD
	300-400			
		IVD		
			IVD	
				IVD

IVD

IVD

IVD

2

IVD

IVD

2017 3.325

4

IVD

5

1

C

2

3

1 2019 12 6

2 2020 6 12

3

4 2020

1

2

/

GL

65.55%

30%

GL	10,989.01	2,912.09
	10,518.05	2,787.28
	7,849.29	2,080.06
	5,886.97 5,000	886.97 1,560.05
	5,651.49	1,497.65
	1,491.37	395.21
	1,412.87	374.41
	470.96	124.80
	2,825.75	748.82
	2,904.24	769.62
	50,000.00	13,250.00

3

6

2020 8 31

42.55%

117,012.50

GL	25,717.03
	24,614.87

1

20

23%

2

20

42.55%

1

2020

2021

34,282.14

432,574,248.40

840,861,681.24

51.44%

	2019 /2019 12 31		
	215,403.26	371,599.59	72.51%
	197,094.66	197,094.66	-
/	3.93	3.93	-
	84,086.17	127,343.59	51.44%
	38,189.91	52,667.84	37.91%
	33,164.87	41,175.41	24.15%
/	0.66	0.82	24.24%



2020 6 12